

## Bay Shore Schools – High Expectations

For the Parent...


This guide is designed to provide your child with a list of strategies and activities that you use to help your child achieve independence, responsibility and success throughout the middle and high school years. Your child's guidance counselor can be a tremendous resource to you. Working together, families and schools can help kids reach new heights.

Throughout middle and high school commit to...

- Attending Open House, Orientation, College Awareness, and Transition Evening events;
- Communicating with teachers using email, phone, and/or student organizer;
- Scheduling meetings with your child's teachers and counselors;
- Developing a plan to help your child self prepare for exams throughout the school year;
- Insisting your child seek extra help outside of class;
- Reviewing the progress reports and report cards with your child;
- Encouraging extracurricular activities and hobbies;
- Emphasizing the importance and benefits of community service;
- Promoting reading for pleasure;
- Visiting Family Connection in Naviance frequently to stay updated.
- Visiting the Guidance Web pages for a wealth of information and various links

- Get to know your Guidance Counselor to help with transition, scheduling and academic support.
- Kick off your college exploration by participating in Scholar Shirt Day.
- Attend Kid's Talk to discuss careers, colleges, and learn organizational and study skills.
- Learn and explore Road Trip Nation!!
- Meet with your Guidance Counselor to register for Family Connection in Naviance.
- Participate in Career Day activities to explore the world of work and opportunities.
- Join afterschool clubs and activities including Intramural Sports and Homework Club.

- Continue using Family Connection in Naviance to:
  - Further develop career exploration using resume writing, occupational searches and Career Cluster Finder.
  - Discover your preferences by taking the Learning Style Inventory.
- Get involved in extracurricular activities such as student council, academic and special interest clubs, peer support and performing arts.
- Strengthen your grade point average and obtain your Gold Card to be eligible for competitive sports.




- Visit college campuses as part of summer plans and check on entrance requirements.
- Utilize Naviance to explore at least ten careers using the Career Key and investigate higher education through SuperMatch College Search saving at least ten percent.

- Use Family Connection in Naviance to complete the Personality Survey "Do What You Are," the Career Interest Profiler and update your activities in the Resume Builder.
- Register for PSAT review classes in the fall.
- Interpret your PSAT results in the spring by using the online code provided on your Score Report to access "My Quickstart" on CollegeBoard.com to learn about your strengths and weaknesses.
- Don't be afraid to step outside of your comfort zone and get involved in a new club or sport.
- Visit college campuses and attend college fairs whenever possible.
- Keep the momentum going! Remain committed to your academics. Reach out for help when you need it. Speak with your counselor to try to strike a healthy balance between your schoolwork, your co-curricular activities, your responsibilities at home, etc.

- Register for PSAT review classes in the fall to prepare for the exam in October. Utilize your score report to prepare for upcoming SAT exam.
- Use Naviance to explore careers that interest you, conduct college searches and investigate colleges of interest. Explore Road Trip Nation at length!
- Look for specific leadership opportunities to enhance your resume.
- Schedule a Junior Conference in winter/spring to discuss the following:
  - ~ Post-graduate plans
  - ~ Transcript review
  - ~ Prospective colleges/majors
  - ~ Possible essay topics for college applications
  - ~ Academic progress/Take the SAT & ACT
- Perform a follow-up college search on Naviance that reflects current interests and personalized criteria.
- Attend Open Houses on college campuses as often as possible.

- Schedule an appointment with your Guidance Counselor early in the fall semester to launch the college application process.
- Create accounts on CommonApp.org, SUNY.edu, CUNY.edu and/or college-specific websites to apply.
- Contact individual admissions offices for college-specific information, as requirements change from year to year.
- Check your Naviance account regularly for information regarding scholarships, on-site admissions dates, visits from college representatives and other important messages.
- Review your plan for college entrance exams.
- Be mindful of testing and college application deadlines. Make every effort to submit all completed applications before the New Year.
- The Guidance Department requires a minimum of ten school days to process college applications.
- Plan to file your Free Application for Federal Student Aid (FAFSA) after January 1<sup>st</sup>. Individual financial aid appointments are available for parents and families through the Guidance Office.
- Complete the CSS Profile if necessary. Check individual college websites for Financial Aid filing deadlines.
- Review college acceptance and financial aid award letters at home and with your counselor.
- Commit to your chosen college by sending in your deposit by its required deadline.




Created and designed by the Bay Shore Guidance Department

**Bay Shore High School**  
(631) 968-1171

**Bay Shore Middle School**  
(631) 968-1220

## Bay Shore School's Guidance Department Grades 6-12

# Focus On College and Career Understanding for Success



"An investment in knowledge always  
pays the best interest."  
-Benjamin Franklin